



Lake Quilters' Tidings



President, Sharon Pafford
Volume 15, Issue 4

APRIL 2006

Editor, Marnie Brush

Ripples From Our President

By Sharon Pafford

What a fantastic Quilt Show! So many people have said that to me and some of them were new members of our guild who had never seen our show before. Thanks again to the committee co-chairs, Sandra, Joyce and Joyce. Congratulations to the Viewer's Choice winners: You can see their pictures and other quilt show pictures on the website.



I have just returned from a week's retreat with the Material Girls Bee. Six ladies sewed from early morning to late at night and got lots of projects completed. During this time we listened to satellite radio and relived our youth. We also discussed possible songs for our "Song Title Challenge". There are a lot of good songs out there to choose from, so whether you enjoy the songs from the 40's, 50's, 60's, 70's or Country Western, Jazz, or whatever, there's a song for you. I have my song and I'm gathering fabrics and working on designs for my challenge quilt. Remember we will be sending 30 or so of our challenge quilts to the Hampton Quilt Fest in 2007.

I mentioned National Quilt Day for March 2007 in last month's newsletter and have had inquiries from a couple members. A committee will be forming to work on this event so let me know if you are interested in participating. More information will be posted after we have researched the 2000 event.

Martingale & Company is celebrating their 30th anniversary with special offers to quilting guilds. Every month through December 2006, one lucky winner will receive **30 FREE books** on their Web site, www.martingale-pub.com. I just registered and it's very easy. You do have to register each month.

There are several other quilt shows scheduled in the near future; please plan to support them. White Oak Mountain Quilt show in Danville will be held on April 28 & 29. Blue Ridge Quilt Festival in the Blacksburg Middle School will be held on June 16-18 and Star Quilters Guild will hold its show on July 15 & 16 at the Roanoke Civic Center Exhibit Hall.

Sharon Pafford, President

INSIDE THIS ISSUE

Book Review	3
Buzzings from Bees	8
Guild Challenge	6
LQG Website	6
Membership News	6
Officers for 2006	4
Programs	2
Raffle Quilt Winner	7
Quilt in a Year	5
Quilt Show Report	4
Quilter of the Month	5
Treasurer's Report	4
Workshop Guidelines	2

Please remember to support our advertisers.



Happy Mother's Day, May 14

NEXT MEETING

May 23
Trinity Ecumenical Parish
QIY 12 noon
Guild Meeting 1 P.M.
Board Meeting May 5
10 a.m. at Moneta Library

Program Information by Dottie Wilson

Monthly Doings

It's **April** already. How the time does fly when you're having fun. This month our own **Pat Mohler** is giving us a peek at history with a showing of quilts made by members of her family. It will be interesting to see how quilting has changed and yet remained a source of beauty over time.

Get ready for fabric postcards with **Mary Stuart Link** in **May**. She'll have over 400 postcards to share with us during the program. These are all the rage and so fun to share and receive. The morning workshop will teach us to make fabric postcards ready to send in the mail.

SUPPLY LIST:

- sewing machine
- extension cords
- fabrics-small pieces in colors to make a lake scene (example: birds, fish, lighthouse, sky, water, beach)
- small cutting mat
- rotary cutter
- small ruler
- scissors
- embellishments such as charms, beads, laces, etc.
- permanent fabric pen
- small pieces of temtex or heavy pellon

Class begins at 9:00 am. Cost is \$10.00 and sign up will continue at 12:30 prior to our next meeting. Payment is necessary at sign-up time.

"The Creative Woman" with guest lecturer **Betty Dietz** is our **June** program. "Quilting on the Curve: Making Blocks from Arcs" is our morning workshop. Workshop sign-up, description, and supply list will be available prior to the June meeting.

Guidelines for Workshops

Workshops are special opportunities for a small group of people (usually only 20) to have instruction from a guest teacher. Please follow these guidelines when signing up for a workshop.

- * Sign-up will begin at 12:30 at the guild meeting in the month announced for the workshop sign-up. Only people who have signed-up AND paid can attend the workshop. You are not considered "signed-up" until you pay your money!
- * If you are unable to attend the guild meeting at which the sign-up occurs, have a friend sign you up and pay your money. We will **NOT** be taking phone sign-ups before this time.....Please don't ask us to break this rule.
- * Once the workshop is filled, a waiting list will be formed. If someone drops out of the class, the next person on the waiting list will be called. Please do not by-pass the waiting list by selling your spot to a friend. It is not fair to those who have been put on the waiting list.
- * Once you are on the list, and find you will be unable to attend, you will not get a refund unless someone is found to take your place. Please call **Dottie Wilson** at **296.1497** as soon as you know you can't come and the next person on the waiting list will be called. If there is no one on the waiting list, you may then find your own replacement.

BOONES COUNTRY STORE**2699 Jubal Early Hwy., Burnt Chimney, VA 24065**

(3 miles from Burnt Chimney on Rt. 116)

(540) 721-2478 FAX: (540) 721-4831

Tues-Sat, 9:30-5:30 Friday until 7:00 PM

May Quilt Classes**Instructor-Joyce Moorman**

Magic By The Slice Fan-Sat. May 6 & 13
Fat Quarter Mystery Quilt-Tues. May 9 & 16
Drunkard's Path-Thurs. May 18 & 25

Want to learn to make window treatments?
Sign up today for a class with Mindy Mahan.

**Mother's Day is May 14-Remember Mom with a card,
 gift, book or gift certificate.**

May is Strawberry Pie Month**THE SEWING STUDIO, INC.**

1310 South Memorial Blvd., Martinsville, VA 24223

Directions: Located on 220 South.

In Collinsville, take bypass 220B. Take 58 West (Stuart exit). At the end of the exit ramp, turn left back towards Martinsville for about 3 miles. Get in left lane; follow Martinsville signs to rotate back onto 220 North. Cross bridge at the dam; studio next stoplight on left at the Virginia Centre.

*bfeeny@earthlink.net***(276) 632-5700 Brenda Feeny****New Fabrics and Books****Complete Line of Quilting Supplies and Classes****Block of the Month and Quilt Kits****Sign Up For Our Newsletter****The General Store**

is proud to announce the arrival of:

New fabrics

213 Scruggs Rd., Moneta, VA

721-3009 Mon-Sat 9:30-5:30

Michael Miller**Kona Bay****OLD TRINITY SCHOOLHOUSE QUILT SHOP**

3200 Trinity Road, Fincastle

1-81 to Exit 150B - 5.5 Miles North on US 220, Right at Trinity Rd.

1-540-992-1233

Broad Selection of Quilt Fabrics (including:
 Orientals, Hoffman Balis, Jinny Beyer)

Specialty: Reproduction Fabrics**(1780 - 1930)****Antique and New Quilts and Quilt Tops****Books, Notions, BOM, Kits****Volunteer Clean Up Schedule****May 23**

Helen Buchanan

Margie McGuire

Margaret Harman

Susan Palmer

Alice Vreeland

Linda Quinn

Book Review: by Tina DietzStrips 'n Curves: A New Spin on Strip Piecing

(by Louisa L. Smith)

What happens when a Drunkard's Path crosses a Colorwash Technique? You get the basic idea behind Strips 'n Curves by Louisa L. Smith! Instead of using little blocks, however, Smith uses "strata", that is, fabric strips 1" or 1.5" wide sewn together in sets. These sets are then cut into basic shapes, for instance circles, half circles, portholes and the "L" and quarter circle shapes of the familiar drunkard's path. When reassembled, the resulting quilts are out of this world!

At a first glance through Strips 'n Curves it might look like these quilts are not to be attempted by the faint of heart, but Smith does an excellent job of breaking the process down into simple to follow steps. There are plenty of full color illustrations, and Smith provides lots of reassurance and helpful tips. She also includes guidance on choosing fabrics that will transition well or work well to achieve the desired goal. And the templates for the shapes she uses are provided in the back of the book. These can be traced onto plastic, or, if you get seriously into making strips and curves quilts, you could have acrylic templates made. (Most any place that cuts glass will be happy to cut acrylic templates for you.)

Anyone with a moderate skill level, who has sewn a few curves in their quilting lifetime, and who loves manipulating fabric, will enjoy the challenge of Smith's technique. And *everyone* can be inspired by not only her creativity, but the creativity of others who have contributed finished works to her book. Be sure to check out "Bermuda High" (pg 9), "Arco Iris" (pg 62), and "Winner's Circle" (pg 72) for starters!

Feel like you've already made every quilting pattern on the planet? Are you ready to have the quilting environment throw you a new curve? Then join Louisa Smith in her unique "strata-sphere" and begin creating your own quilts that are out of this world!

FOR MEMBERS you know who need a bit of cheer,
 please email our Sunshine Chair Madeline

Demchak

madal687@charter.net

Quilt Show Report

Our 2006 show is over and everyone seems pleased with the results. It was a beautiful show, thanks to the over 110 members who had some part in setting up and putting on the show, including over 70 members who displayed items.

The winners in the Viewer's Choice balloting were as follows:

Wearables: **First Place:** Betty Hatfield-green, red, black jacket

Honorable Mention: Catherine Maycock-beige and red vest
Linda Pote-green jacket

Quilts: **First Place:** Mary Johnson-"Bed of Roses" (whole cloth)

Second Place: Tina Dietz-"Lois' Fish Quilt"

Third Place: Kinza Pickelshimer, "Basket Case"

Honorable Mention: Catherine Maycock, "Family Pets"
Joyce Moorman, "The English Garden"
Jean Hensley, "Postcards from the Blue Ridge"
Eileen Gore-"Let Freedom Ring"
Rose Marie Jones-"Sampler"
Melissa Hizey-"Crazy About Wool"

We had 685 paying customers. The ladies of the church made enough on lunch to purchase a freezer for the kitchen. The displays in the Sunday School rooms were well received, and most people went down to see what we were doing.

The show income was \$2743.

Expenses were:

Printing \$136.00
Lunch for workers on Thursday 96.97
Show materials 82.89
Rent 500.00
Outdoor signs 109.20
Planters 19.63
Viewer's Choice awards 115.00

Total expenses were \$1058.69, leaving a profit of \$1683.31. The raffle quilt brought in over \$2000.

Your three cochairmen really thank each and every one of you who participated in the show in any way. The show was a success because so many members stepped up and helped, along with the many husbands who worked on set-up and take down.

Sandra and Joyce (2)

NOTICES

- ◆ Please take newsletter to a friend or neighbor who is absent today
- ◆ Trinity Ecumenical Parish requests No Smoking in its building or on the grounds
- ◆ Guild pins for sale through Mimi McDermet, Treasurer
- ◆ Submit newsletter copy by 10th of month to:

mbrush@charter.net



Treasurer's Report - by Mimi McDermet

Balance (2/28/06)	\$6276.61
March Income	\$4784.25
March Expenses:	
March Newsletter	\$ 21.84
Programs	2.00
Quilt Show	1027.58
F & P Magazine	15.00
Rent	200.00
Workshop	495.00
Raffle Quilt	13.20
Membership	82.41
BOM Prizes	36.75
Meeting Prizes (2 Mos.)	20.09
Total Expenses	-1893.78
Balance (3/31/06)	\$9167.08

2006 Officers

President
Sharon Pafford
721.2830
spafford@charter.net

VPs Programs
Dottie Wilson
296-1497
ddwdhw@earthlink.net

Bette Stubbs
721.4858
smlake@charter.net

VP Membership
Jan Hagen
721.2655
janishagen@charter.net

Secretary
Linda Burke
721.7376
pjsun4@aol.com

Treasurer
Mimi McDermet
297.3604
mtmcd38@earthlink.net

Quilt in a Year-Star Sampler

Block of the Month for 2006 has a new look!

Everyone is welcome.

Star patterns from mccallsquilting.com will be presented each month and by the end of the year you will have a finished quilt.

Join in at any time.

Choose your own colors.

Meeting time is 12 Noon the day of the guild meeting.

The block for April is the *Royalty Block*.

See you there!


Marci Wright wbobmarciaw@aol.com

Alice Vreeland taylorladysml@aol.com

Help Wanted: Spread the Love of Quilting!

Attention ladies! Nicole Sheppard, the Branch Manager at Stewartsville Library, is looking for a few quilting enthusiasts who would like to share their love of fabric and crafting with children this summer. She is looking for folks who would like to lead small workshops for teens and pre-teens (ages 10 and up) during this year's Bedford County's Library Summer Reading Program: Once Upon A time and Teen Program XTreme. "Once upon a time" in Bedford ladies quilted, and in the year 2006 it might be XTREME quilting. A few ideas we discussed were making wool felt penny-quilt bookmarks; old-fashioned corn-husk or clothes pin type dolls, or "leaving dolls"; and small 4-patch pin cushions. Another idea is making pins out of plastic canvas using fabric, or using a braided rug technique. Nicole is looking for volunteers who could help out in the libraries at Stewartsville, Forest, Montvale, and Big Island, so if you could help out in even one, Nicole would be most grateful! For more information, or even to offer other ideas, contact Nicole Sheppard at the Stewartsville Library (890-4530). The library's hours are Monday and Friday 10am-5pm, Tuesday and Thursday 10am-7pm, and Saturday 9am-Noon. Thanks for any way you can help!

Tina Dietz

**Featured Quilter of the Month**

Peggy White

My grandmother was a quilter; she made quilts for all of her children. My sister got the one she made for our Mother. I have some pieces that my sister gave me.

My first attempt at quilting was very discouraging; I spent half a day making a dunce's cap. It was supposed to be an eight pointed star from Ruby McKim's book. I traced the pattern and later read that you should draft the pattern as it might not be precise.

I then went on to bigger and better things; I bought a printed black and white sheet of cats, a fat batt and black corduroy material for the back. After trials and error, I found a black thread that wouldn't break. I quilted around the big cats, finished the quilt, and my youngest son took it off to college and still has it today.

This journey started back in "76" when there was a huge revival of quilting. In those days there weren't quilt shops with all of the lovely fabrics, books on any subject that you could desire, quilt guilds, bees and lessons galore .

I am a good starter but I am lacking when it comes to finishing quilts. I have made quilts for my grandchildren but not for all of my children. I pieced a lone star top for my middle son in the "80's"; it still needs its borders and of course it needs quilting. I have quite a few tops at different stages and some that are owed. I think I will make a resolution that I will finish at least two quilts this year.

Peggy White

WHITE OAK MOUNTAIN QUILT SHOW
 Fri.-Sat. April 28 & 29
 10:00 AM-4:00 PM
 DONATION: \$3.00 PER PERSON
 ST. LUKE'S UNITED METHODIST CHURCH
 DANVILLE, VIRGINIA

2006 LQG Quilt Challenge

"There's a Song on My Quilt" Challenge!!

Correction: The web site listed in last month's newsletter for getting song titles was slightly incorrect. And we all know that with computers, slightly incorrect won't work AT ALL! So the correct web site is http://www.leoslyrics.com/. Give it a try if you are still wondering what song to use for your challenge quilt.

We would really like lots and lots of people to do this challenge. Not only is it fun to take part in guild activities, but we also have the opportunity to display our guild's work at next year's Mid-Atlantic Quilt Fest in Hampton, VA. This is quite an honor and we would like the guild to be well represented. So, get your imagination going and come up with a quilt that illustrates a song title. It doesn't have to be a literal interpretation. It can be a play on words or funny or serious. Have fun!! If you just can't come up with anything, contact me. I can help you if you like.

Cindy Stachelski

Be sure to visit our website at http://www.lakequilters.org/ Email additions or questions to bbull@lakequilters.org

MEMBERSHIP NEWS

By Jan Hagen

Four new members joined us at our March meeting. Please welcome the following to our guild:

- Joyce Disbrow
Gloria Willis
Joyce Bergloff
Barbara Chirasello
Claire Hightower

LQG MISSION STATEMENT

Dedicated to the art and joy of quilting, exchange of ideas, making items for charity and appreciating each other's work. Monthly newsletter, workshops, demonstrations, and guest speakers enhance our craftsmanship and knowledge.

Please Turn Off Cell Phones During Programs

If you have a sewing, quilting or embroidery item for sale, email Marni Brush at mbrush@charter.net. Include all pertinent information regarding the item(s) as well as condition, price, your name and a contact phone and email. Your ad will be placed (space available) in the newsletter.

WEATHER CANCELLATION notice of guild meetings can be found on Roanoke's NBC TV station WSLs Channel 10. (Don't laugh; remember hurricane season?) Or visit the WSLs website and click on "weather closings." Dottie Wilson is the contact for cancellations should you have questions.



Cathy Fandel
1164 Dry Hill Road
Ferrum, VA 24088
(540) 365-7430

TRINITY CHURCH requires all groups to clean up any portion of the church used, including the restrooms. Please do your share at the end of each meeting ...rack your chair. Look around and help clean our space, such as by removing trash from the building.

Creative Stitches logo and address: 3622 Old Forest Rd. Phone: 434-385-4134. Hours: Monday - Saturday 10am - 5pm. Tagline: Nothing Sews Like A Bernina. Nothing. BERNINA logo.



BUY 1 GET ONE FREE
Any size Schmetz Sewing machine needles
EXPIRES 12-31-04

PFAFF

Sewing Machine Tune-Up 1/2 price special bring this coupon for a 30pt checkup in sewing machines. Reg 49- \$24.50 EXPIRES 12-31-04

- Authorized PFAFF & Bernina Sales & Service
Unlimited one on one classes with every machine purchase
Huge selection of Embroidery supplies
10% Discount everyday to sewing & quilt guild members
Threads from Mettler, Madeira, YLI & Isacord
Koala sewing furniture 20% OFF everyday
Thousands of Embroidery designs in Stock from Dakota Collectibles, OESD, Cactus Punch

RAFFLE QUILT WINNER



LQG president Sharon Pafford holds the container of raffle tickets as Estellabelle Eisaman chooses the winning ticket at the end of the 2006 LQG Quilt show.

Joan Ringler of Moneta won the 2006 charity raffle quilt. The raffle proceeds totaled \$2, 138! A BIG thanks to all the guild members who made this possible.



E-mail Issue of The Lake Tidings Available

To date, over 100 members have signed up for the newsletter by e-mail. You receive your issue prior to the meeting, in color, and print it out right in your own home. If you would like to receive your newsletter by e-mail, please send an e-mail to: mbrush@charter.net

Please put LQG in the subject line so I don't delete it as spam. Once I receive your request, you will immediately be put on the list for e-mail.

Directions for downloading the newsletter by email:

1. Be sure Acrobat Adobe is loaded on your computer. Click on Programs to see if it is installed on your computer. If it is not, go to www.adobe.com and download the FREE version.
2. When you receive your email, double click on the download (the file attached to the email) and it will download through Adobe (also called a .pdf file).
3. Once the document has finished downloading, hit the print button and you will have your newsletter.

If you have any questions or problems with the download, please either email me at mbrush@charter.net I will be happy to assist you.

LOST AND FOUND

Another member of our quilt guild told me she has a friend who was with Simplicity Patterns in the 1960's and lives in North Carolina. I hope she will contact me again so I can get in touch with her friend.

Geri Grindle
774-6860

PLEASE READ!!

This very good information is for dear friends that need lil' glasses to read!

Great keyboard trick! This really does work...Try it!!!

I just found out about this. Thought I'd pass this on. It's very useful when trying to read small email print (especially in the early hours).

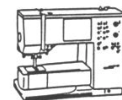
When on a website....If you hold down the Ctrl key on your keyboard and turn the small wheel in the middle of your mouse, the print size will change-it will either get larger or smaller- depending on which way you turn the wheel.

Melissa Hizy

Bernina elna Janome

Your complete store for top quality machines, classes, notions & service. Family business since 1976.

Alpine Sewing Machine Co.



3609 Brambleton Ave.
Roanoke, VA 989-4412
alpinesewingmachine.com



The UPS Store



Get your pattern books

Spiral bound,

Covers laminated

And patterns copied!

**Westlake Towne Center
540.721.1001**





Buzzings from the Bees by Eloise Vass

TO BEE OR NOT TO BEE (*Harbor Village*) meets at member's homes, call **Alba Papa** for info &/or directions. Meets the **4th Thursday @ 10a.m.** Bring a sandwich. This bee will display at August Guild meeting.

THE BUZZIN BEES (*Boones Mill*) meet at **Velma Meador's** home **1st Thursday** of month **9 until ?** Bring works in progress or get help in quilting. Bring a sandwich. This Bee will display in March.

THE SHADY LADIES (*Moneta Area*) meet at **Margaret Harman's**, the **1st Monday** of the month, **9:30 until ?** This Bee will display in May.

THE NEWBEE meets at Trinity Ecumenical on the **fourth Tuesday** of each month at **11 a.m.** Open to New Members! Call **Kate Holdgreve** email Katedanhold@aol.com for more info.

KEPT IN STITCHES (*Hillcrest Heights*) meets at **Alma Carter's** home **1st & 3rd Thursday, All day Bee.** Bring a bag lunch. For more info call Alma Carter. Drinks will be furnished.

SOUTHSIDE BEES (*Union Hall area*) meet **second Thursday** of each month. From **10-2pm** Call **Sandy Randall** for meeting location information. Bring a dish to share. Hostess provides beverages. Bee is too large to accommodate additional members.

THE MATERIAL GIRLS— Meet the **first & third Tuesday** of the month, from **9:30 - 2:30.** This Bee is currently at capacity for membership due to the size of homes where meeting. Call **Karen Arends** at for information. Bring a bag lunch.

THE HAPPY HOOPERS— Members homes on the **third Tuesday** of the month at **10:00 a.m.** Sharing info on new technology for embroidery machines, i.e. how to download info, sites, how to incorporate embroidery into quilts by machine, or hand work, etc. Bringing your embroidery machine is optional. Open to new members. Contact **Lucy Ricardo** or **Avis Wither.**

STITCHES IN TIME - Appliqué bee, meets **2nd Tuesday at 10 am.** Call **Kinza Pickelsimer** for meeting location information. Bring a sandwich. Open to new members. This Bee will display in October.

The Guild would like each Bee to exhibit some of their work one month during the next year. Call Beekeeper Eloise Vass to sign up for a month and to announce any changes for your Bee.

Lake Quilters' Tidings
Editor, Marnie Brush
81 Lighthouse Lane
Moneta, VA 24121