


Lake Quilter's News



October 18, 2018

<http://www.lakequilters.org>

President's Message

Ladies, I love this Guild and all I have learned from the speakers and from many of you. The last meeting with so many ideas was inspiring. I can't wait to try many of them. Thank you so much for the time and effort you put into it.

Ann Hoar has decided that her health will not enable her to be a program chair for the coming year, so we need TWO people to volunteer to fulfil this role. Remember, **with no programs, there is no guild.** Please search your hearts and get with a buddy and volunteer!

See you soon.

Mary Hamlin, Guild President

2018 Officers

President

Mary Hamlin

maryhamlin47@gmail.com

VP Programs

Shannan Maggied

ssmaggied@yahoo.com

Cecily-Sue Roth

CS.Roth@hotmail.com

VP Membership

Sue Whitney

whit2inva@gmail.com

Secretary

Linda Walters 5

lindaw@shentel.net

Treasurer

Joyce Noell

joycenoell@cox.net

Webmaster

Bonnie Bull

bbull@bullworks.net



While on vacation in the UK, I received a text with the news that a close neighbor & friend had died suddenly. He was a brave Vietnam war VET and had served his country well. A few years ago another guild member & I presented him with a valor quilt, with his regiment name on the back. He was overcome. Ladies, THIS, & ALL our

charity quilts & items down to the last Bear given to the smallest child, are the reasons we learn to quilt and to serve our community in the BEST way we can. That was *my* reason for joining the Guild—Let us not forget the reasons we learn new skills—to better serve our community.

Next board meeting:
Friday October 19th
10am
At Windtree Clubhouse

LQG 2018 WORKSHOPS & PROGRAMS

Cecily-Sue Roth & Shannan Maggied, Co-VPs Programs

cs.roth@hotmail.com / ssmaggied@yahoo.com

443-994-9844 / 540-314-1916

Tues., Sept. 25, 1-3 pm: LQG Instructors - "Christmas in September" (8 Round-Robin Learning Stations)

Come and be inspired with creative and easy projects you can make for everyone on your list for the upcoming holiday season! Members will rotate through eight different learning stations during our Regular Meeting time and receive quick "How To" instructions and details. Printed Instructions and patterns will be given for each project shown, PLUS six additional BONUS patterns! **YOU MUST ATTEND TO RECEIVE THE PATTERNS.**



Mon., Oct. 22, 9 am-3pm: Joyce Hughes - "Basic Thread Painting" Workshop - We still have 3 spot left! Hurry, call or e-mail Cecily-Sue today to sign up! From Warwick, PA, Joyce is a self-taught and award-winning quilter, designer, fiber artist and national speaker specializing in Thread Painting and Free-Motion Quilting. Joyce will present a full-day workshop where participants will **"Learn the Basics of Raw Edge Applique, Dimension Thread Painting and Embellishment."** All levels of quilters will enjoy this workshop. Check out Joyce's amazing work on her website at: www.joycehughesoriginals.com.

(\$30Mem./\$35/Non-Mem./\$15 Kit Fee/Max of 15 students). The required \$15 Kit includes: the panel (shown above; batting; muslin; and project top prepped together to start right away with thread painting. (Additional thread colors are available at \$3 per spool. If the whole 15-thread kit is purchased, the fee is discounted to \$40).

Tues., Oct. 23, 1-3 pm: "My Journey into Quilting" Program

Joyce will present an open and inspiring talk about how she started quilting and her transformation into Thread Painting and how she uses Panels as Art Quilts.

Tues., Nov. 13, 1-3 pm: - LQG Annual Business Meeting.

Tues., Dec. 4 - Annual Holiday Luncheon

HELP!!! -- We still need TWO VOLUNTEERS to be Co-VPs of Programs for 2019-2020!!!!!!

The one volunteer we had for this position has had to back out due to health reasons. This is not a one-person job! It's not a hard job, but it is much easier with two people involved. It is very important that you have some organizational skills and be able to e-mail and use Microsoft Word. You don't have to be a computer whiz, as all of the necessary documents are already made up into fill-in-the-blank templates. We have automated everything as much as possible to make the process easier.

Since no one has volunteered yet for these positions, there is currently only one confirmed Workshop/Program on the calendar, and it is in March. If no one volunteers, then there may be no Workshops or guest Lectures other than that.

We currently have over 150 Guild members, and it would be a shame if no one steps forward to help with this very important Board position. If you decide to volunteer, don't worry, we will get you up to speed ASAP.

Please don't wait until the end of the year to make your decision. If you are wondering what this job entails, please call Shannan or Cecily-Sue at the numbers listed above, and we will fill you in. We need to get you up and going before January as neither one of us will have the time or availability after that.

So, grab a friend and volunteer together!

Supply lists for each Workshop will be given out at the sign-up table during the monthly Regular Meetings; OR you can print them from the "Programs" section on the Guild's website two months in advance of the Workshop at: <http://lakequilters.org/programs/programs.html>

LOG WORKSHOP GUIDELINES 2018

LQG Workshops are educational and fun opportunities for small groups of quilters (generally between 15-25) to obtain valued instruction from guest Presenters and learn new patterns, techniques, shortcuts and design elements, as well as develop deeper threads of friendship with other Guild members. For your information, please refer to the following Workshop Guidelines:

- **Three or more months prior** to the Workshop, signups will begin at the regular monthly meeting.
- **Two months prior** to the Workshop, if it is not filled, signups will be offered to other guilds and the general public at an additional fee.
- **One month prior** to the Workshop, if not filled, it will be cancelled and payments returned.
- Only people who have **signed up AND paid** can attend the Workshop. **You are not considered signed up until your payment is received.**
- When the Workshop is filled, a "Waiting List" sign-up sheet will be made available. If someone drops out, the next person on the Waiting List will be called. **(If you need to cancel, please DO NOT find a replacement unless there is no one waiting.)**
- Once you have signed up for a Workshop and you find you are unable to attend, **you WILL NOT receive a refund unless your spot is filled.**

Please contact [Shannan Maggied](#) or [Cecily-Sue Roth](#) as soon as you know you cannot attend a Workshop you have **signed up and paid for**. If applicable, they will contact the next person on the waiting list. If there is no one on the waiting list, you may find your own replacement and give Shannan or Cecily-Sue your replacement's name and contact information.

LQG 2018 WORKSHOPS & PROGRAMS

Cecily-Sue Roth & Shannan Maggied, Co-VPs Programs

EXCITING NEWS!!! **Ann Hoar** has graciously volunteered to be one of the Co-VPs of Programs for 2019! Ann is a fairly new LQG member who enthusiastically jumped right in and volunteered to fill in as our Hospitality Chair and has become a warm and friendly Greeter at our Reg. Meetings. She is smart, outgoing and energetic, and she needs a partner to join her by next month as planning for 2019's Programs is already underway.

This is a fun and rewarding **two-person position** that has continuously been improved upon and automated over the past few years. Shannan and Cecily-Sue will hold your hands and guide you through the process. You won't be overloaded with work, AND you will have the opportunity to make many new friends as you support LQG in this position. **If you want our Guild to be able to continue to book top-notch instructors, provide fun and educational programs, and help our members learn and grow, then WE NEED YOU!!!** Contact one of us today to get started.

INTERESTING OBSERVATIONS: There were a couple of Workshops earlier this year that, unfortunately, did not fill up. However, those who did attend were extremely enthusiastic about what they learned and gave glowing reviews on their Workshop Feedback Sheets. When those instructors presented their Programs at the Regular Meeting, members were wildly excited and gave raving reviews to us. We can't count the number of times we've heard the lament: *"If I would have only known how good this Instructor was, I would have signed up for their workshop! They are awesome! Can we have them back again?!"* Well Ladies, don't let this happen to you!

PLAN FOR 2019: We only have one workshop left in 2018, October, which has a few spots left. Don't be left out! **Plan to break out of your comfort zone, broaden your horizons, and try something new in 2019! Sign up early and often for the LQG Workshops, or find yourself snoozing and losing.**

Sign up during Regular Meetings or by contacting *Shannan Maggied* ssmaggied@yahoo.com (540)-314-1916 or *Cecily-Sue Roth* cs.roth@hotmail.com (443)-994-9844. **PAYMENT by Cash, Check or CC MUST BE RECEIVED to secure your place!!!**

MEMBERSHIP REPORT

Submitted by Sue Whitney, Membership VP.

whit2inva@gmail.com

PROFILE OF GUILD MEMBER

Who is that always taking pictures at our workshops and meetings? **BONNIE BULL** is our Guild webmaster, and since 2006 she has been a master of keeping everything up-to-date in a professional format. Bonnie fell in love with quilting as a teenager but knew very little about the actual skills of quilting until she joined the Guild in 1998. Bonnie has since made several baby quilts, a bed quilt, and several wall hangings. She also puts her hand at crafts and has finished several fabric boxes and totes. Bonnie is the author of two books and has her own website at flowerfrog.com. Say "Hello" to Bonnie next time she points the camera at you.

Answer to last month's mystery quilter: Sue Whitney

NEW MEMBERS

Sue Garrecht garrechts4@gmail.com

Brenda Norris pandbnorris@aol.com

Martha Taylor etcabin38@yahoo.com



BIRTHDAYS



10/15 Betty Reynolds

11/2

Chris Daniel

10/17 Cecily-Sue Roth

11/6

Marnie Brush

10/17 Mary Ann Spangler

11/9

Stephanie Schaefer

10/19 Georgianna Kendrick

11/11

Sandy Arnett

10/24 Janis Hagen

11/13

Donna Kittelson

10/31 Allice Vreeland

11/15

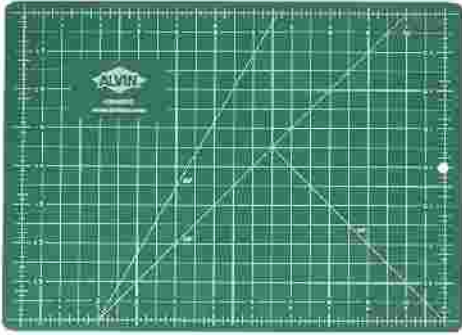
Barbara Armstrong

Please be sure to let me know of any changes in your contact information.

CHARITY REPORT

Halloween is almost here and already the stores are clearing their shelves of candy wrapped in orange and black to make room for the red and green of Christmas. My favorite holiday is now squeezed into a meal between football games. To celebrate Thanksgiving this year, my family will gather with friends to count our many blessings and give thanks for our good fortune of health, happiness, family and friends. If you have any unfinished Christmas stockings - I confess I have more than a few - please bring them to October's guild meeting so the volunteers at STEP can begin to fill our stockings with donations to the little ones!

Do you need stuffing for bears or pillow pals? Let me know by email before the guild meeting and you may have a bag full. For those of you who are eager to sew in the cooler, autumnal weather we are about to receive, there will be shopping bags and donated fabric to fill them. Stay safe and dry. bettyjhuffman@embarqmail.com



Rotary Mat Tip, and Smiles

Recently, "Quilting Down Under" Yahoo chat group, in which I've participated for several years, talked about cleaning Olfa cutting mats. While I've wiped off my mat now and then, I've never done what was suggested - to clean and moisturize your rotary mat! Following directions according to this link, I put tepid water and white vinegar in the bathtub and added my 24" X 36" mat. As you can see, the mat didn't quite fit, but at intervals I left it to soak and then returned to reposition it. I used Dawn dishwashing liquid and my dish scrubber to clean both sides before rinsing it off and laying it flat to air dry. I'll have to say that I can now see the difference. The mat is greener than it was before, and the cuts aren't so apparent. Here's the specific information, if you'd like to revitalize your own rotary mat: OLFA Cutting Mats love moisture! It is recommended that you soak your mat from time to time. Your self healing mat loves moisture. To soak it, put your mat in a bathtub or large container (would have to be large so it can lay flat) and soak it for 15-20 minutes in a solution of 1/4 cup white vinegar to every gallon of cool water. Let me repeat, cool water. Do this every so often to help extend its useful life. Then use a squirt of mild dishwashing soap (Ivory) and clean the mat with a mushroom brush (soft is the key word here). The purpose of this gentle scouring is to remove the fibers that get trapped in the cuts marks preventing the cuts from "healing". Keep 'em clean, keep 'em moist, keep 'em flat.

Submitted by Sue Whitney

LAKEQUILTERS GUILD INCOME & EXPENSE SEPTEMBER 2018

INCOME	Sept	YTD	BUDGET 2017 fwd*	
Dues	30.00	905.00	3750.00	2725.00
Guests		22.00	35.00	
Member ads		160.00	120.00	
Programs		0	0	
Workshops	90.00	2865.90	3262.00	226.00
BOM		0	100.00	
Quilt Show		2315.00	2200.00	
Show Raffle		3094.00	2200.00	665.00
Ways & Means	21.50	66.50	100.00	
Donations		285.00	295.00	
Interest	.55	5.16	6.00	
Hospitality		0	2000.00	
Total	142.05	9718.56	14058.00	3616.00
EXPENSES				
Programs	259.99	2232.16	4390.00	
Workshops	902.84	3678.36	3262.00	
BOM		0	100.00	
Quilt Show		1240.60	1200.00	
Administration		0	200.00	
Equipment		0	150.00	
Charity		11.75	100.00	
Hospitality		18.94	2075.00	
Insurance		266.00	300.00	
Library		0	75.00	
Membership		81.01	150.00	
Challenge		0	50.00	
Outreach		0	100.00	
State Corp Comm		25.00	26.00	
Sunshine		20.00	50.00	
Rent		625.00	1475.00	
Website		73.83	70.00	
Total	1162.83	8272.65	13773.00	



Sept. Balance 11950.35

*money collected in 2017 for 2018 budget

Submitted by Joyce Noell

2018 Challenge



<https://www.visitfranklincountyva.org/franklin-county-barn-quilt-trail/> or

<https://www.facebook.com/barnquilttrailfc/>

The challenge is only about seven weeks away. The River Queen Bee will be going over the rules at the October meeting and answering questions.

Wanda Green was the lucky winner of the monthly drawing. The Bee would like to acknowledge Sew Classics in Harrisonburg; Batiks Etcetera in Wytheville; and Threads Run Thru It in Rustburg. Our brick and mortar quilt stores have contributed greatly to the challenge this year and we appreciate their involvement.

It is not too late to join. You can contact any member of the River Queen Bee, or suefredwilson@icloud.com.

If you need any information prior to that, you can contact any member of the River Queen Bee, or Sue Wilson at suefredwilson@icloud.com.

BLOCK OF THE MONTH IS COMING BACK

New Basic Quilting Class

A new class will begin in January, taking place during the block of the Month time, noon to 12:45. We will cover tools, color, fabric, rotary cutting, accurate seaming, pressing, piecing, half square triangles, flying geese and many other topics.



If you are a beginner or just want to hone your skills, sign up to express your interest with Sue Whitney at the sign in table. We will limit the enrollment, so we can give you individual attention. Those who sign up early will get first choice of attending.

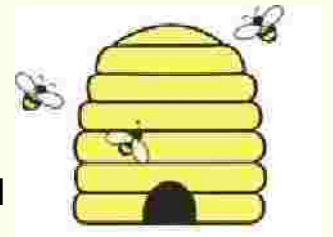
Currently we plan six sessions, but we can plan more if the need arises to cover putting together your quilt top, borders, preparing for quilting and binding. We plan to charge approximately \$10 (one time charge) to cover the costs of copying handouts.

Sandra Ferguson and other quilters.

If you have an interesting project that your Bee has been involved in and would like it to be included in the Newsletter, please send it in a 'WORD' document, no later than 5th of the month that you would like it to appear, to hodgson,jackie@gmail.com Include a picture too.



News from the Beehive



We have placed three members in a bee and we have an organizational meeting scheduled Nov.4 , Patmos United Methodist Church for a new bee in the Huddleston area with four members interested. These are all wonderful starts for generating some bee buzzin' activity. I am still looking for openings for a couple of ladies in the Goodview area and one in the Union Hall area.

If you are interested in the Huddleston bee, please contact Jan Emerick-Brothers at 703-927-1930, scooter_brandy@hotmail.com.

Please enjoy the display this month by the ladies from the "Let It Bee"

Submitted by: Kate Holdgreve, kdholdgreve@gmail.com



Buzzing of the Bees



Friendship Bee (Hardy) – meets 1st & 3rd Monday, 10:00 a.m. Call [Betty Huffman](#) for meeting location. Will display in **AUGUST**. (Full at this time)

Kept in Stitches Bee meets 1st Thursday at the SML Association meeting room (lower level behind Old Oak Café—Rt. 616 at Westlake) 10 a.m. to 2 p.m. Members work on individual projects as well as charity quilts. Call [Marilyn Doble](#) or [Linda Burke](#) Bring lunch. Will display in **SEPTEMBER** (New members WELCOME).

Let It Bee meets 1st Thursday, 10 a.m. , Bethlehem Methodist Church (across from Moneta Library) Will display in **NOVEMBER**. (Full at this time). Contact [Dale Stellhorn](#)

Material Girls Bee (various locations) - Meets the 1st and 3rd Tuesday, 9:30-3 PM. Call [Kate Holdgreve](#). Traditional quilters learning new and varied techniques. (Full at this time). Displays in **JULY**.

River Queen Bee (Goodview) meets at the Moneta Library the 3rd Tuesday of the month at 12:30 pm. For questions please call either [Sharon Cullen\(540.297.3661\)](#) or [Linda Pote](#). Will display **JANUARY**. (Full at this time).

Shady Ladies Bee (Various locations) meets 2nd Thursday of each month from 10:00 am to 12:00 pm or longer. They will rotate meeting sites from home to home. Contact [Linda Spencer](#) Will display in **MARCH**. (Full at this time).

Southside Bee (Union Hall) meets 2nd Thursday, 10 a.m. to 2 p.m. Bring lunch. Contact [Teena Livsay](#) Working on scrappy charity quilts. Will display in **MAY**.

IF YOU HAVE ANY UPDATES or CHANGES FOR THE ABOVE contacts, email Kate Holdgreve kdholdgreve@gmail.com

We appreciate your efforts to share your beautiful work with all of us.

Let It Bee

The Let It Bee quilters get together the first Thursday of the month at The Bethlehem United Methodist Church. The church allows us to use one of their meeting rooms as our quilting home. We work on charity quilts and projects that are taught by our members. This month Jennifer Jones taught us how to make an Origami Drawstring Pouch. They are really cute.

We are now planning our calendar for next year. Included on this list will be stash charity quilts and bags of many sizes and shapes.

Our group has now been together for many years and we enjoy each other's company.



Jennifer teaching the drawstring bag.



Carol Hendrix showing her tea towel quilt. Dick won the towels at a meeting of the Roanoke Valley Bird Club and Carol cut them apart and created a really beautiful quilt.



Cindy Clark gives us a lesson on Susie's Magic Binding.

Submitted by Dale Stellhorn

Celebrating the 11th anniversary of Linda Fiedler's biennial invitational exhibit, "Art of the Quilt". More than 40 Southeast quilt artists will exhibit works exploring the theme "Trends". Piedmont Arts museum is open (free) Tues - Fri 10 - 5, Sat 10 - 3. For more information about this year's events related to "Art of the Quilt", www.piedmontarts.org.



LIBRARY NEWS



Ladies, if you have any suggestions for a new book to add to the library, or a particular topic you'd like to read about, now is the time to let me know. I would love your input! Contact Sue Dittler with your suggestions at mdittler@shentel.net



Weather Cancellations



The cancellation policy for LQG meetings is: If either Bedford or Franklin County Schools are canceled then the LQG meeting is canceled. In addition, notice of guild meeting cancellations due to bad weather will be posted on the WDBJ7 website: <http://www.wdbj7.com>. Click on [Weather/Closings](#). A link to this website can be found at the bottom of the Homepage of our website. For further information or questions, please contact the LQG president or the VP of Programs. Their contact information is on page one of this newsletter.

Do you know a member in need of a Get Well, Sympathy or Thinking of You card?

If so, please contact Linda Walters, Sunshine chairman at lindaw@shentel.net

For up-to-date information and photos of guild happenings...Be sure to visit our website at

<http://www.lakequilters.org>

Email additions and questions to Bonnie Bull, Webmaster bonnie@lakequilters.org



FOR SALE

This is the HQ Simply Sixteen 16 inch long arm on the HQ Little Foot Frame. Unit is **ONLY two years old** and only used 8 times.

Original price \$5500. **Asking**

\$4000 or

best offer. Call Stephanie at

(540) 314-4288

Please contact Jackie Hodgson at hodgson.jackie@gmail.com if your email address changes to ensure email delivery of your monthly newsletter and LQG blasts.

THE GENERAL STORE

Check out our website for some exciting classes coming up soon. www.generalstore.sml.com

‘The Workshop’

We will be hosting **sewing/quilting classes** with your fabric or our kits. We are compiling a list of instructors to include painting, decoupage, embroidery, fairy gardens and more!

Please let us know if you are interested in teaching or what kind of classes you would like.

Drop Off/Pick Up location for Alecia Knox

Thanks for shopping local.

The General Store
213 Scruggs Road
Moneta, VA 24121 [540-721-3009](tel:540-721-3009)
www.generalstoresml.com



Boone’s Country Store

2699 Jubal Early Hwy. Burnt Chimney, VA 24065

(540) 721-2478 FAX (540) 721-4831

Open Tuesday thru Saturday 9:30 – 5:30



Thank you for your continued support.

We stock many 110" Quilt backing fabrics

We stock a variety of high quality cotton & polyester quilt batting

NEW fabrics now in stock including a large selection of batiks



Remember to check out our Bakery section where we have a variety of HOLIDAY goodies, including Turkey Dinners & all the fixin’s




Check out these exciting businesses MORE to come

Blue Ridge Wool Works LLC

Cecily-Sue Roth

80 Edgewater Drive
Moneta VA 24121-6225
540.719.1066



blueridgewoolworks@hotmail.com
www.blueridgewoolworks.com

CS THREADZ LLC

Cecily-Sue Roth

80 Edgewater Drive
Moneta VA 24121-6225
540.719.1066



Custom Quilts & Machine Embroidery

cstthreadzllc@hotmail.com

Cathy Fandel
1164 Dry Hill Road
Ferrum, VA 24088(540) 365-7430



www.blueridgequilting.net

Bernina

Elna

Janome



Your complete store for top quality machines, classes, notions & service

Layaway & No interest financing available

Alpine Sewing Machine Co.

3509 Brambleton Avenue, Roanoke, VA 24018 540-989-4412

ATTENTION MEMBERS!!

Did you know?

The guild only charges you \$5/year to advertise your quilting/crafting related business in our monthly newsletter.



LakeWorks

Custom window & bed treatments, cushions, slipcovers, awnings



Window treatment & bed covering design
Unique embellishments
Certified in Advanced Window Treatments,
Upholstered Cornices/Ottomans/Headboards,
& Slipcovers

Dawn Saunders

540-266-4482

lakeworks.sml@gmail.com

Check out this New Barn Quilt & More Business

Colors of Life

All size barn quilts, 4'x4' – 2'x2' – 12'x12''

If you would like a specific barn quilt or prefer to purchase one, please give me a call. The barn quilts are hung on the exterior of a barn, house, garage or other building. Come get your beautiful barn quilt soon.

I also do custom cornhole boards, picnic tables and homemade signs.

If you have an idea, "Let's Talk"

Jane Strike

5044 Alean Rd.

Boones Mill, Va. 24065

540.520.8178 or 540.420.4372

ejstrike827@gmail.com

