


# Lake Quilters' Tidings

March, 2010

President, Linda Quinn

Volume 19, Issue 3

Editor, Stephanie Schaefer



## Programs and Workshops

By Susan Palmer

**March 23** - Workshop

### MATERIAL LIST FOR SIBERIAN IRIS

- 13" to 13 1/2" square for background fabric.
- 2 to 3 different greens for leaves and stems
- 2 to 3 different colors for iris
- Thread to match
- Straight Pins - I like the long 1 3/8 " with white head
- Small sharp scissors
- Freezer paper
- Black Fine Sharpie
- Needle: Appliqué
  - #11 Straw (my favorite)
  - #11 Sharp
  - #10 Milliners

- Roxanne glue or any non-acid glue - Only a dot here and there will be used

Before class: Baste both center vertical and center horizontal lines on background fabric using a neutral thread.

Pattern (designed by Sue Palmer) and pattern ease will be furnished on class day.

**Kinza Pickelsmeier Bio** - I joined the guild in January 2003, knowing very little about quilting. I had already started the wedding ring quilt several years earlier and had put it away unfinished. After retiring I decided to finish the quilt by taking it completely apart and resewing it correctly. I had quilted it not understanding the proper sandwiching technique. Needless to say the quilt looked well made as long as you did not look at the back.

Over the last 3 or 4 years my interest has evolved to hand appliqué. Betty Hatfield's beautiful appliqué quilts had a significant influence in my desire to learn how to appliqué. I took classes for 3 years at the Elly Scienkiewicz Appliqué Academy in Williamsburg, two years from Nancy Kern, New Jersey and one year from Shirley Bloomfield, England.

My first appliqué quilt was made using different techniques. Since then I have found my niche, combining different appliqué techniques to achieve the results I desire.

**April 26** - The Singing Quilters are back! And this time, I have booked Cathy Miller for a morning workshop - Hexagons Out of the Garden. A little biographical information to refresh your memories...Cathy, a Canadian quilter and folksinger/songwriter from Vancouver, B.C. , with her musician husband, John

...continued on page 3

### INSIDE THIS ISSUE

2010 Officers	4
Block of the Month	6
Buzzings from the Bees	8
Challenge 2010	4
Library Corner	6
Membership	2
President's Message	2
Programs	1, 3
Quilt Show	4
Sunshine	5
Treasurer's Report	4
Volunteer Clean-up	2
Weather Cancellations	2
Upcoming Events	6

For up-to-date information and photos of Guild happenings...

Be sure to visit our website at <http://www.lakequilters.org>

Email additions or questions to [bonnie@lakequilters.org](mailto:bonnie@lakequilters.org)  
Bonnie Bull,  
Webmaster

### NEXT MEETING April 27, 2010

*Board Meeting  
Friday, April 9*

**PLEASE TURN OFF  
CELL PHONES  
DURING MEETINGS**

# Ripples From Our President

By Linda Quinn



Linda Quinn



## March 2010

Kudos to the Charity Committee for getting everything organized and also to everyone who participated in the February Charity Sew In. What a great way to kick off our charity work for 2010. It's always fun to see those cute bears and pillow pals pile up! Our supply of kits was replenished, so please remember to pick up one (or more) to stitch at home and then bring the completed item(s) back so your name can be added to the door prize drawing. It's nice to know that our efforts add a bit of comfort to the recipients of our bears, pillow pals, quilts, walker bags, and bibs. Thanks for your continued support of the "Charity Bee".

A special thanks to Betty Huffman for coordinating our 20<sup>th</sup> Anniversary Celebration. The cake was beautiful and tasted delicious, and the drinks were a nice accompaniment.

Just a reminder—"Our Quilted Treasures" is this month (March 26: 9:30-4:30 and March 27: 9:30-4:00). Please spread the word...your friends and family will not want to miss out on this awesome display of talent. It's not too late to volunteer to help with set-up, white gloving, take-down etc. and remember to turn in your raffle tickets and money—some lucky person will own the beautiful quilt by the end of the show.

Enjoy these sunny days,  
**Linda Quinn**

## Membership News

Thank you to those members who have sent in their 2010 renewal form and payment. All dues must be received by March 1st if you wish to be included in the Guild directory and continue to receive a monthly newsletter. Renewal forms will be available at the sign-in desk or you can print one off from the Guild website. As a reminder, we no longer mail the newsletter. If you have any questions, please call me at [721-2562](tel:721-2562) or by email to [psiquilt@gmail.com](mailto:psiquilt@gmail.com).

Don't forget your name tag!

Paula Stevens,  
Membership Chair

## Volunteer Clean-Up Schedule

Thanks to everyone who offered to set up before and clean up after Guild meetings. If you are unable to attend, please find a member to substitute for you. Try to arrive by 11:30 to finish setting up in time for Block of the Month at noon. Clean up immediately follows the Guild meeting. Please remember to remove any trash bags that our members fill and visit the dumpster on the way home.

*Please sign up at the March, 2010 meeting.*

*Betty Huffman  
(483-0775)*

## WEATHER CANCELLATIONS

Notice of guild meeting cancellations due to bad weather will be posted on the WSLS website: <http://www.wsls.com>. Click on "Weather"/"Closings". A link to the WSLS web site can be found at the bottom of the HOME page on our web site (<http://www.lakequilters.org>)

For further information or questions, please contact the Guild President or the Program Chairperson (VP). Their contact information is listed in the newsletter under the current officers.

**Programs and Workshops** *(Continued from Page 1)*

Bunge, have, for the last nine years toured with a program of songs, stories and quilts to guilds and quilting events across North America, Australia, New Zealand, The UK and Germany. Cathy is also an accomplished quilt teacher in Hexagons as well as hand and machine appliqué.

Start with the Grandmother's Flower Garden and then transplant it to new growing zones using the English paper piecing technique. Students will be learning the easiest way to sew hexagons, eliminating two steps in the traditional technique by using plastic reusable Quilt Patis templates. The flower garden will be appliquéd onto a background fabric. The rest of the 3-hour class will concentrate on designing new patterns using hexagons. Bring home a ready-to-piece Grandmother's Flower Garden block, and a whole slew of ideas on how to make other designs using hexagons. Hand piecing suitable for beginners - 3 hour class. Kit of 7 Quilt Patis hexagon templates and design sheets provided - purchase required (\$5.00).

**SUPPLY LIST:**

<b>Six 2-3/4" precut squares of petal fabric</b>	<b>one 2-3/4" precut square of centre fabric</b>
<b>One 6-1/2" square background fabric</b>	<b>hand-sewing needles</b>
<b>Contrasting basting thread</b>	<b>matching thread to petals</b>
<b>Scissors</b>	<b>pencil/pen for designing</b>
<b>A few small straight pins</b>	

Also, check out Cathy's workshop at [www.singingquilter.com](http://www.singingquilter.com)

**May 18 (Ladies - This is the 3rd Tuesday of the Month)** So, what to do when you have someone cancel a program for **May**? Why you go to one of the busiest people in the guild - Joyce Noell - and ask her if she can do a program on May 18.

Ladies, hang on to your hats, because if you like Tim Allen's "Tool Time", Joyce is about to do that only on steroids. She has assembled many of her friends and asked them to demo their favorite -I -can't-live -without- this- tool. We will have tables and demos lasting approximately 10 min each, similar to home spun ideas, but featuring all kinds of gadgets. Personally, I can't wait....love to find things to make cutting precisely easier, and assembling blocks a snap. Hope to see you all there, third Tuesday in May.

**June 29 - ( Ladies This is the 5th Tuesday of the Month.)** Bunny Goode will reach us to embellish fabric and turn it into a pocketbook.....more about my friend Bunny later.....**see page 5.**

### Guidelines for Workshops

Workshops are special opportunities for a small group of people (usually only 20) to have instruction from a guest teacher. Please follow these guidelines when signing up for a workshop:

- Sign-up will begin at 12:30 at the Guild meeting in the month announced for the workshop sign-up. Only people who have signed-up AND paid can attend the workshop. You are not considered "signed-up" until you pay your money!
- If you are unable to attend the guild meeting at which the sign-up occurs, have a friend sign you up and pay your money. We will **NOT** be taking phone sign-ups before this time...Please don't ask us to break this rule.
- Once the workshop is filled, a waiting list will be formed. If someone drops out of the class, the next person on the waiting list will be called. Please do not by-pass the waiting list by selling your spot to a friend. It is not fair to those who have been put on the waiting list.
- Once you are on the list, and find you will be unable to attend, you will not get a refund unless someone is found to take your place. Please call **Susan Palmer at 721-5299** as soon as you know you can't come and the next person on the waiting list will be called. If there is no one on the waiting list, you may then find your own replacement.

## Quilt Guild Challenge 2010 Girls Gotta Have Fun! Scrappy quilt.

Do you need some inspiration? I've got some web sites and blogs to check out. Remember the rules:

Have Fun

Use your scraps or someone else's (we've got some good ones).

No piece should be larger than 6" on the finished quilt (no minimum size piece)

Maximum finished size... crib quilt size

The binding and backing do not have to be scraps... hey you could have a reversible quilt if you used scraps on the back!!!!!!

Blogs: [www.clothworkstextiles.com](http://www.clothworkstextiles.com)

Web sites: [www.blumoonriver.com](http://www.blumoonriver.com)

[www.blumoonriver.blogspot.com](http://www.blumoonriver.blogspot.com)

[www.ioannbelling.com](http://www.ioannbelling.com)

go to her gallery page and check out the following quilts:

"Let Your Heart Go Out to Others;" "Autumn in North Michigan;" "Color wash Octagon;" "Jewels of the Sea;" "Maple Leaf;" "Waltzing 9 Patch;" "Whimsical Triangles"

[www.quiltville.com](http://www.quiltville.com)

Bonnie Hunter who came to our guild and taught us Crumb Piecing is the "Queen of Scrap Quilts". She also has some free quilt patterns on her web site.

Bette Gove [kayaksm1@gmail.com](mailto:kayaksm1@gmail.com)

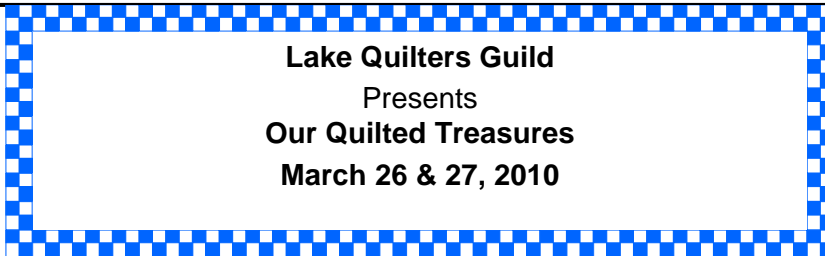


### Treasurer's Report

By

Sandra Ferguson

<b>Balance (2/1/10)</b>	<b>\$4100.16</b>
<b>Income</b>	
Dues	1260.00
Newsletter Ads	180.00
Raffle Quilt	237.00
Misc	30.00
<b>TOTAL INCOME</b>	<b>\$1707.00</b>
<b>Expenses</b>	
Newsletter	29.36
Door Prizes	9.45
Bank Charge	6.00
Charity	5.53
Hospitality	65.33
Quilt Show	52.09
Sunshine	10.03
Library	43.48
BOM	3.15
<b>TOTAL EXPENSES</b>	<b>\$224.42</b>
<b>Balance (2/28/10)</b>	<b>\$6658.86</b>



**Lake Quilters Guild  
Presents  
Our Quilted Treasures  
March 26 & 27, 2010**

Well ladies, it's almost show time. A BIG thank you to all of you who entered items in the quilt show. I think we have a nice variety that will make a great show. PLEASE BRING YOUR ENTERED ITEMS TO THE CHURCH ON THURSDAY, MARCH 25, FROM 9:00 AM-11:00 AM.

Don't forget to email and tell all your friends about the show. We hope for a large turn out to see all of our beautiful quilted items. We also need some more volunteers for Thursday, March 25, to hang quilts. It takes about 3 people to hang each quilt so get a team of your friends together and please help us. Those working on Thursday, structural and hangers, will get lunch. Be sure you have signed up so I will order you a lunch. Don't forget, what goes up, must come down, so we need help on Saturday after the show is over. The more people we have taking down quilts, the quicker you will get your quilt back. You may pick up your quilt from 4:30 PM-5:30 PM on Saturday. If you can't be there, be sure you have made arrangements for someone to pick up your quilt for you. All of the names on the sign up sheets, will be the names that will be entered for our volunteer prizes, to be given out at the April meeting. So if you volunteer for anything during the three days, be sure your name is on one of those sheets. Alice Vreeland and Sandy Miller have the volunteer sign up sheets and Susan Dittler and Chris Patane have the bee volunteer sign up sheets. Please see these ladies and sign up to HELP. Oh, by the way, if you volunteer helping with any part of the show on the three days, you get in the show FREE, if not, you have to pay. So let's all do our part and make this the best show we have ever had. We thank you all for your support. The Joyces'

JOYCE MOORMAN

E-MAIL: [JOYCEJIM@HOTMAIL.COM](mailto:JOYCEJIM@HOTMAIL.COM)

## 2010 Officers

### President

Linda Quinn  
576-5071

[smlquinn@gmail.com](mailto:smlquinn@gmail.com)

### VPs Programs (2010)

Susan Palmer  
721-5299

[snobirdone@aol.com](mailto:snobirdone@aol.com)

Eloise Vass (2011)  
721-4007

[larello@gmail.com](mailto:larello@gmail.com)

Ruth Ann Assaid (2011)  
992-6445

[rassaid@yahoo.com](mailto:rassaid@yahoo.com)

### VP Membership

Paula Stevens  
721-2562

[psiquilt@gmail.com](mailto:psiquilt@gmail.com)

### Secretary

Irene Capps  
576-5995

[anarene258@gmail.com](mailto:anarene258@gmail.com)

### Treasurer

Sandra Ferguson  
721-7723

[arandsferguson@aol.com](mailto:arandsferguson@aol.com)

**Rose-Marie's Sewing Studio  
Quilting Cottage**  
(540) 297-2841

Rose-Marie's Quilting Cottage is looking forward to helping you get your unfinished quilts finished so you can have a start toward your Christmas Presents. What nicer gift could you give, but a quilt made by you. Remember, finished is beautiful.



*Rose-Marie's Quilting Cottage*

**June Teacher Bio - Bunny Goode**

Bunny Goode is a self-taught mixed media artist, designer and instructor from Point Pleasant, NJ. ("down the shore...")

Bunny teaches fabric design and doll making throughout the US, with her primary focus along the Eastern seaboard. Her designs have been welcomed in world-class galleries, shows, and by collectors.

As a teenager she began making her own clothes out of necessity. (She was 6' tall at age 12!) While in school she worked in a fabric store to support her need for fabric. She has since lost interest in making clothes for herself, but her love for fabric continues and is obvious as a doll and fabric artist, designer and instructor. Her flair for color and ability to blend textures are boldly evident in her designs.

Then came soft sculpture! What started out as little soft sculpture stocking faces on refrigerator magnets rapidly branched out into cloth doll making. Her dolls are not play dolls rather they are art dolls.

She became active in the quilting community through a friend who owned a quilt shop. That experience helped to further her exposure to fabrics and colors, always helping with customers' color palettes for classes. Bunny's first quilting experience was a beginner class, a simple 9-patch, but when she found her mind wandering away from the basic pattern she realized that traditional quilt making was not her forte. However, using the wonderful techniques from quilting has led her to design and prepare fantasy fabrics for use in many fiber arts. Fantasy and humor are Bunny's favorite themes.

As her artwork expanded, so did her choice of materials! Nothing is sacred anymore .... as an example, she recently realized the little pouch that vine tomatoes comes in makes a wonderful texture to interweave into her fabrics (well, after she ate the tomatoes, of course!!), and in her house there is no such thing as a piece of "scrap" fabric! Bunny uses it all with gleeful abandon.

Bunny has developed a line of patterns that span the range from the very basic to a more intensive, advanced series of designs. Recently, Newark Dressmaker Supply picked up one of her patterns, "Sewnya" a little pin cushion doll, for their Winter 2010 catalogue.

Bunny has been very fortunate to have had the opportunity to teach, study and travel throughout the United States while living her dream of being a fabric and doll artist, designer and instructor. Her nearly constant companions include Ed, her husband and partner for more than 30 years, who is a Juilliard trained bassist/musician (moonlighting as an executive during the day) and their little four-legged girl, Morgan, an 8 year old Shih Tzu who is the love of their lives and the biggest pain in the "you-know-what" of their lives!

For MEMBERS you know who need a bit of cheer, please contact our Sunshine Chair, Madeline Demchak at 334-3854. ([madal687@yahoo.com](mailto:madal687@yahoo.com))



**Old Trinity Schoolhouse Quilt Shop**



*Broad Selection of Fabrics, Books, and Notions*

Visit our shop: 9am - 6pm Monday thru Saturday

Order Directly from our Web Site,  
[www.TrinityQuilts.com](http://www.TrinityQuilts.com)

3200 Trinity Road (I-81 to Exit 150B - 5.5 Miles North on US 220, Right at Trinity Road)

P.O. Box 189 • Fincastle, Virginia 24090

540 • 992 • 1233

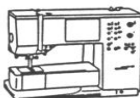


**Cathy Fandel**  
1164 Dry Hill Road  
Ferrum, VA 24088  
(540) 365-7430  
[cathy@blueridgequilting.com](mailto:cathy@blueridgequilting.com)

**Bernina elna Janome**

Your complete store for top quality machines, classes, notions & service. Family business since 1976.

**Alpine Sewing Machine Co.**



3609 Brambleton Ave.  
Roanoke, VA 989-4412  
[alpinesewingmachine.com](http://alpinesewingmachine.com)

*Block of the Month 2010  
Civil War Quilt*

Helen Buchanan, Chairperson

<b>Date</b>	<b>Block</b>	<b>Teacher</b>
March 23	Variable Star	Sandra Ferguson
	Bear Paw	Marcia Wright
April 27	Basket	Bette Gove
<b>May 18*</b>	Plume and Rose	Linda Pote
	Paper Piecing Boat	Alba Papa
<b>June 29 *</b>	Underground Railroad	Carol McRae
July 27	Flag	Karen Arends
Aug 24	Crown of Thorns	Dottie Wilson
Sept 24	House	Alice Vreeland
Oct 26	Courthouse Steps	Helen Buchanan
Nov 23	Border	Carol Althoff/ Gwen Bruington

- **May is the THIRD TUESDAY and June is the FIFTH TUESDAY**

There will be a \$5 charge to take the class this year. This fee will pay for the printing costs and for assembling/quilting the teacher's blocks. This finished quilt will be raffled off to guild members. Those taking the class will be entitled to one free raffle ticket.

**BOONES COUNTRY STORE**

2699 Jubal Early Hwy., Burnt Chimney, VA 24065  
(3 miles from Burnt Chimney on Rt. 116)  
(540) 721-2478 FAX: (540) 721-4831  
Tues-Sat, 9:30-5:30 Friday until 7:00 PM

**Stop & shop at BOONES COUNTRY STORE**

Look for our new selection of marble fabrics—coming soon!

We have the Accuquilt GO! Cutter and several templates from which to choose — makes cutting simple and fast!

Beginners Quilting Class—New and simple PINWHEEL design scheduled in April. Check store for other classes being offered.

McCalls Patterns — 50% off everyday  
Large selection of Polyester and Poly/Cotton dress fabrics available.

Fresh from our bakery and just in time for Easter - Hot Cross Buns - try some today!

**LIBRARY CORNER**



The following items were added to the library in February:

*The Winding Ways Quilt* by Jennifer Chiaverinielli Roll

*Quilts & More* by Kimberly Einmo

*Beautiful Alphabet Appliqué* by Zena Thorpe

And **Sue Dixon** donated the following two items:

*Dream Sewing Spaces* by Lynette Ranney Black

*Creating Your Perfect Quilting Space* by Lois L. Hallock

Thanks,  
Anne Ochs

**UPCOMING EVENTS**

White Oak Mountain Quilt Show: **Friday, April 23, 2010** (10AM-5PM) and **Saturday, April 24, 2010** (10AM-4PM) at St. Luke's United Methodist Church, 3090 North Main St., Danville, Virginia:

<http://whiteoakmountainquilters.com>

**IN MEMORIAM**

One of our members, "**Marjane**" Gascoyne of Goodview, died Thursday, March 4, 2010. Marjane was a loving and giving person whose beautiful quilts touched many hearts. Please keep her husband Paul and his family in your thoughts. Memorial contributions may be made to: Trinity Ecumenical Parish Memorial Garden Fund, 40 Lakemount Drive, Moneta, VA 24121 or The American Cancer Society. A memorial service will be held at a later date. Arrangements are being handled by Tharp Funeral Home & Crematory: (540) 721-9375.

**THE SEWING STUDIO, INC.**

1310 Memorial Blvd S, Martinsville, VA 24112  
(276) 632-5700

bfeeny@embarqmail.com

Hours M-F 8:30 am to 5 pm; Sat 10-2

**Come and visit us in our roomy, well-lit store. We have 3000+ bolts of fabric; books, notions, patterns, and supplies for quilters.**

**1st Tuesday of each month is our \$5.00 Sampler**

**Authorized Babylock Dealer**

**March Featured Bee: BUZZIN' BEES**



This month's featured bee, the "Buzzin Bees," was one of the original bees of Lake Quilters Guild. Members come together each month at Velma Meador's home, and work on their own projects, or on charity projects. They have made quilts, pillow pals, and other items to donate to charity, as well as crocheted hats and baby blankets.

When the bee was new, Velma frequently helped new quilters learn to hand quilt; She was more than willing to teach anyone with a desire to learn. In fact, she and her sisters are rather famous in the county for their exquisite quilting abilities!

Another bee member, Ardeen Akers, has taught her grandchildren to quilt. They have since won awards with their quilting skills! Betty Leisure's mother, Stella Fisher was a founding member of the guild. Lucy, Madeline and Ann are all members of more than one guild, and of course we all know what a magnificent job Ann Whalen does with a Long Arm! As you can see, this is a very talented group of women!

The "Buzzin'Bees meet the 1<sup>st</sup> Thursday of each month at 9:00 AM. Members include Ardeen Akers, Gwen Bruington, Madeline Demchak, Betty Leisure, Velma Meador, Lucy Ricardo, Ann Whalen, and Lois Willis.

FABRICS, BOOKS, PATTERNS,  
NOTIONS, GIFTS & CLASSES



**NEW FROM NORTHCOTT-Leading Ladies**  
Panel and coordinating fabrics

**SPECIAL!! ALL MODA MARB LES AND**  
SOLIDS-15% OFF THRU 4/15



**SMITH MOUNTAIN LAKE QUILTING**  
130 SCRUGGS RD.#214  
MONETA, VA 24121  
540-719-7845



[www.smithmountainlakequilting.com](http://www.smithmountainlakequilting.com)

Check our website for new classes through March 2010! We have named our quilters paradise downstairs "The Quilt Shack" Hope to see you soon!

**The General Store**  
[www.generalstoresml.com](http://www.generalstoresml.com)



213 Scruggs Road  
Moneta, VA 24121  
540-721-3009

**HATE STAIRS???** JUST RING OUR BELL!  
The Downstairs Entrance to our Quilt Wonderland is Now open regular store hours!

**QUILTING ESSENTIALS**

405 Apperson Dr., Salem, VA 24153  
540-389-3650

2000+ bolts of 100% Cotton Fabrics including a great selection of Flannels and 104" to 108" Quilt Backing Fabrics.

Books, Patterns, Notions,  
Quilting Supplies, Kits and Classes.

Also Anchor Floss and Aurifil Thread.

We carry the Alto's 2 Fabric Cutting System, the Alto Pro and most all other Alto supplies.

We also carry Locker Hooking supplies and provide classes.



Hours: Mon-Fri 10:00 am-5:30 pm • Sat 10:00 am-4:00 pm



## Buzzings from the Bees by Susan and Chris

- **Bag Ladies Bee** (Moneta area) - meets the 1st and 3rd Tuesday, 10:00 am to ??? at Mary Ann Spangler's (297-1335). Bring lunch. Will be making favors for the Guild's 2010 Christmas luncheon. Will continue to work on charity items for children. Also, now using completed Friendship Squares to create other items. (**Full at this time.**)
- **Bluewater Bee** (Moneta) - meets 1st Tuesday, 10:00 am to 1:00 pm, at Smith Mountain Lake Quilting Shop; Contact Marnie Brush (719-7845). Working on School House Quilt Block of the Month Exchange and charity quilts for Bedford Social Services. Will display July 2010 (**Full at this time.**)
- **Buzzin' Bees** (Boones Mill) - meets 1st Thursday 9:00 am to ??? at Velma Meador's home (334-1957). Bring lunch. Will display March 2010 (**Full at this time.**)
- **Friendship Bee** (Hardy) - meets 2<sup>nd</sup> and 3<sup>rd</sup> Tuesday, 9:30 AM to ??? Call Gloria Thar (890-7916) or Jeannette Chace (721-1550) for meeting location. Bring lunch. Bring anything you've started or want to start; there will be help for new quilters. (**New members Welcome**). Will display in May 2010.
- **Hardy Bee** (Moneta) - meets 4th Tuesday, 9:00 am to noon, at Dot Jackson's home (721-4859). Working on "row by row" quilts and continuing making charity projects. Will display June 2010 (**Full at this time.**)
- **Kept in Stitches Bee** (Hillcrest Heights) - meets 1st and 3rd Thursday, 10:00 am to 3:00 pm, at Alma Carter's home (721-5671). Main focus for 2010 - Finish UFO's and block of the month. (**Full at this time.**)
- **Ladies of the Evening Bee** (Wirtz) Paula Stevens (721-2562) Meetings temporarily suspended until new host/meeting location identified.
- **Material Girls Bee** (Walnut Run) - meets 1st and 3rd Tuesday, 9:30 am to 2:30 pm. Call Marcia Wright (427-9312) or Kate Holdgreve (890-2027). Bring lunch. Making quilts for each member. Will display in October 2010. (**Full at this time.**)
- **River Queen Bee** (Goodview) - meets 3rd Tuesday, 12:30 pm at Jeanie Ireland's home (297-1173). Working on UFO's, charity pillowcases for hospitals and battered women shelters, and a new technique/design for pocketbooks. Will display in August 2010. (**New Members welcome.**)
- **Sassy Stitchers Bee** (Roanoke) - *meeting time changed to 3rd Tuesday*, 10:00 am to 3 pm at St. John Lutheran Church. Contact Joyce Noell (774-2570) for information. Ongoing Block Exchange Project. Will display September 2010. (**Always open to new members.**)
- **Shady Ladies Bee** (Moneta) - meets 1st Monday, 1:30 PM to 3:30. Call Jan Hagen (721-2655) for winter meeting location. Working on Round Table charity quilt (row-by-row) and Dresden wall hanging. Beginning quilting is their focus. (**Full at this time.**)
- **Southside Bee** (Union Hall) - meets 2nd Thursday, 10:00 am to 2:00 pm. Bring lunch. Call daytime hours only Sandy Randall (576-2082). (**Full at this time.**) Bee is planning another retreat for March and will not hold its regular meeting in March.
- **Stitches In Time** (Goodview) - Appliqué Bee 4th Monday, 10:00 am. Bring lunch. Call Kinza Pickelsimer (297-4824). Project: Hearts and Flowers blocks by Kathy Delaney. Will display in November 2010.
- **Sunshine Bee** (White House Corner/Huddleston) - meets 1st Thursday, 10:00 am to 2:00 pm, at Cindy Clark's home (297-0043). Bring lunch. Will **not** be meeting in February. Will display in April 2010. (**Full at this time.**)

**IF YOU WISH TO BECOME A MEMBER OF A BEE or IF YOU HAVE ANY UPDATES/CHANGES FOR THE ABOVE BEES, CALL SUE DITTLER (587-5925) OR CHRIS PATANE (297-0994) BEFORE THE 3RD OF EACH MONTH.**

### RE: Upcoming Quilt Show

**Each Bee must be responsible for having someone from their Bee set up and take down their bee's display before and after the quilt show. (Set up Thursday morning after 9:00 AM and take down Saturday at 4:00 PM) . This person will also make sure any items belonging to their members are picked up and returned to them. Please let Sue Dittler or Chris Patane know the contact person for your Bee either in person, by phone or by email as soon as possible. Thank you all!**

Lake Quilters' Tidings  
 Editor, Stephanie Schaefer  
 258 Chestnut Pointe Drive  
 Hardy, VA 24101