



# Lake Quilters' Tidings

July 2009

Volume 18, Issue 7

President, Cindy Stachelski

Editor, Gwen Bruington



## Programs and Workshops

By Kinza Pickelsimer

### July 28 - Program (1:00) HOME-GROWN TECHNIQUES

(Refreshments will be served)

Please come and join in our Quilting Gala. This is an event you will not want to miss! Ladies from our guild will be demonstrating the following:

- *Prairie Points* (Quick and Easy) - Prairie points make a charming finish, but they require a lot of time and inclination to cut, piece, fold, pin, and stitch individually to a quilt. Luckily, you can get almost the same look with much less work with continuous prairie points. This nifty technique streamlines the cutting and positioning steps for points in a flash.
- *Cording and Piping* - Adding a thin line of color along the edge of the quilt brings a distinctive touch of dimension and definition. Cording and/or piping don't take much extra time or effort and attaching is easy.
- *Trapunto* - A quilter's skill at stitching decorative patterns is frequently more highly regarded than artful piecing, and solid color quilts with fine stitches or intricately worked patterns are often of great value and so rewarding.
- *Flowers with Dimension* - dimensional techniques add texture and further visual interest to appliqué designs.
- *Flat Hand Appliqué* - It seems as though everyone either wants to learn how to appliqué or is already doing it (hand or machine). If you know how to do points, inverted points and curves then you can appliqué.
- *Quilt as you go* - Wouldn't it be nice to be finished in one easy demonstration? Just think—if you know how to do this, then you could make more charity quilts at home.
- *Binding* - Pieced and appliquéd, basted and quilted; time at last to choose how your quilt will be edged. Think of finishing as one last wonderful chance to enhance your work and make a statement.
- *Flying Geese* - Having problems making flying geese? They're really much easier than you would think. There will be several different methods presented—one of them will probably be just the right one for you to use in your future quilting projects.

(continued on page 3)

### INSIDE THIS ISSUE

2009 Officers	4
Block of the Month	7
Buzzings from the Bees	8
Challenge 2009	6
Charity Bee News	4
Featured Bee	7
Membership	2
Notices	5
President's Message	2
Quilt Show	4
Retreat News	6
Sunshine	5
Treasurer's Report	4
Trivia Quiz	5
Volunteer Clean-up	2
Weather Cancellations	2
Workshop Guidelines	2

For up-to-date information and photos of Guild happenings... Be sure to visit our website at <http://www.lakequilters.org>

Email additions or questions to [bonnie@lakequilters.org](mailto:bonnie@lakequilters.org)  
Bonnie Bull,  
Webmaster

### NEXT MEETING

August 25, 2009

Trinity Ecumenical Parish

1:00 pm

Block of the Month 12:00 Noon

Board Meeting September 4th

10:00 am @ Cindy

Stachelski's home

**PLEASE TURN OFF  
CELL PHONES  
DURING MEETINGS**

## Ripples From Our President

By Cindy Stachelski



I love the summer at the lake. The weather is great, it gives you so much energy to do all sorts of things, most of which are outside, basking with the warmth of the sun. But I still have quilting projects that I need to work on so I made myself a list of things I needed to get done. I love lists. It makes me feel organized and when I mark something off the list, I feel a sense of accomplishment. So now, when one of those afternoon thunderstorms come rolling in, I know just what I'm going to be working on. At the top of the list is my GREEN challenge, then I have a wedding quilt to make and a number of Christmas gifts that need to get started long before the holidays are here. What's on your list? Whatever it is, I hope you have fun with it. Maybe you can try one or more of the techniques that are being demonstrated at the July Guild meeting.

*Cindy Stachelski*  
President

## Membership News

We have 3 new members who joined the Guild last month. Please be sure and give them a warm welcome at the July meeting.

**JoAnn Kling**

**Wanda Nawrocki**

**Adele Shaffer**

*Paula Stevens*

### WEATHER CANCELLATIONS

Notice of guild meeting cancellations due to bad weather can be found on Roanoke's NBC TV station Channel 10. Or visit the WSLS website at [www.norwestinteractive.com/wsls/sls/weather/closings\\_and\\_delays/](http://www.norwestinteractive.com/wsls/sls/weather/closings_and_delays/)

Kinza Pickelsimer (297-4824) is the contact for cancellations should you have questions.

### Guidelines for Workshops

Workshops are special opportunities for a small group of people (usually only 20) to have instruction from a guest teacher. Please follow these guidelines when signing up for a workshop:

- Sign-up will begin at 12:30 at the Guild meeting in the month announced for the workshop sign-up. Only people who have signed-up AND paid can attend the workshop. You are not considered "signed-up" until you pay your money!
- If you are unable to attend the guild meeting at which the sign-up occurs, have a friend sign you up and pay your money. We will **NOT** be taking phone sign-ups before this time...Please don't ask us to break this rule.
- Once the workshop is filled, a waiting list will be formed. If someone drops out of the class, the next person on the waiting list will be called. Please do not by-pass the waiting list by selling your spot to a friend. It is not fair to those who have been put on the waiting list.
- Once you are on the list, and find you will be unable to attend, you will not get a refund unless someone is found to take your place. Please call **Kinza Pickelsimer at 297-4824** as soon as you know you can't come and the next person on the waiting list will be called. If there is no one on the waiting list, you may then find your own replacement.

### Volunteer Clean-Up Schedule

Thanks to everyone who offered to set up before and clean up after Guild meetings. If you are unable to attend, please find a member to substitute for you. Try to arrive by 11:30 to finish setting up in time for Quilt in a Year at noon. Clean-up immediately follows the Guild meeting. Please remember to remove any trash bags that our members fill and visit the dumpster on the way home.

*We would like to enlist the help of everyone to clean up after the July meeting.*

Those who volunteered to clean up for the August meeting will be listed in the August newsletter.

*Betty Huffman*

**Programs and Workshops** *(Continued from Page 1)***August 25 - Program (1:00 PM) - Stevii Graves Lecture, "The Judge and the Juror"**

Stevii Graves has been involved with quilt making since 1975 and has been a juror and judge for competitions throughout the U.S. She has been the judging coordinator for Road to California since 2002. Stevii is a past President of the California Heritage Quilt Project, has served as President of Quilt San Diego/Visions and on the boards of several quilt guilds. Her quilts have been published in numerous books and magazines as well as having been exhibited both nationally and internationally. She has edited two Visions catalogues and is the co-author of Contemporary Quilting, which was released in the spring of 2005. She currently lives in Leesburg, VA with her husband, Randy. Her three children live close by, as do her three grandchildren.

Stevii is a graduate of Hampton University with a degree in Human Ecology Education. She worked for eight years for the United States Navy Memorial in Washington, DC as a fundraiser. She was awarded the Department of Navy's Meritorious Public Service Award in 2000. Stevii loves all types and styles of quilt making and has worked tirelessly to be sure that quilts are displayed in a variety of venues.

Books: Cindy Walter and Stevii Graves, Contemporary Quilting, WI, Krause Publications, 2005, Stevii Thompson Graves (editor), Visions: Quilt Expressions, Nashville, TN: Rutledge 1998, Stevii Thompson Graves (editor), Visions: Layers of Excellence, Lafayette, CA: C&T Publishing, 1994, Julie Scribner (editor), Stevii Graves (Technical Editor), Sew with the Stars, Burlingame, CA: P & B Textiles, 2002

Stevii's quilts appear in the following books: Basic Applique, WI: Krause Publications Tulips My Way, The Ultimate Half Log Cabin Book, Montrose, PA: Chitra Publications, 2001, Setting Solutions, Lafayette, CA: C & T Publishing, 2001, Red Violet Chain, More Snippet Sensations, WI: Krause Publications, 2000, Just Three Peas a Salad She Whined, Easy Art Quilts, Montrose, PA: Chitra Publications, 2000, Star Bright, A Visual Guide to Fabric Painting, Lafayette, CA: C & T Publishing, Wish you were Here, A group quilt.

**September 28th—Workshop (9 am -12) and Program (1:00 pm)—Cindy Clark**

Our January program and workshop were cancelled due to bad weather, so we have rescheduled them for the month of September. We will be having our own Cindy Clark providing a workshop (9:00-12:00) on Floating Foundation Bargello. Cindy has been quilting and teaching quilting for about 30 years and has lived at the Lake for the past 3 years. We are privileged to have someone with so much talent in our Guild and appreciate Cindy sharing her talents with us. In the workshop, participants will be making either a heart pillow or a wall-hanging. Examples of the projects, sign-ups and supply lists will be available at the November meeting.



*(photo from Bonnie Bull)*

For our September program, Cindy will give further demonstrations and examples of work she's done using the floating foundation bargello technique. This is a meeting you won't want to miss!

**About Bargello**—Bargello was originally a type of needlepoint embroidery consisting of upright flat stitches laid in a mathematical pattern to create motifs. The name originates from a series of chairs found in the Bargello palace in Florence, which have a "flame stitch" pattern. Bargello refers not to just a stitching technique, but also to motifs created by the change of colors in the stitches. In addition to Bargello embroidery, there are now Bargello quilts in which the patterns used in Bargello embroidery are constructed with strips of fabric of the same height but different widths.

*Bargello patterns are formed when vertical stitches or strips of fabric are "stepped" or offset vertically. The patterns in the steps combined with color changes determines how the overall pattern will emerge.*

### CHARITY BEE NEWS

At our last meeting, we received:  
18 quilts, 15 bears, 17 pillow pals, 3 preemie hats.

There are still a number of kits outstanding so please get them back in. **We are in need of Bears and Pillow Pals.** *Make sure you register anything you bring in, even if you didn't sign out a kit.*

*Thanks for all you've done.  
All our agencies are very appreciative of your donations.*

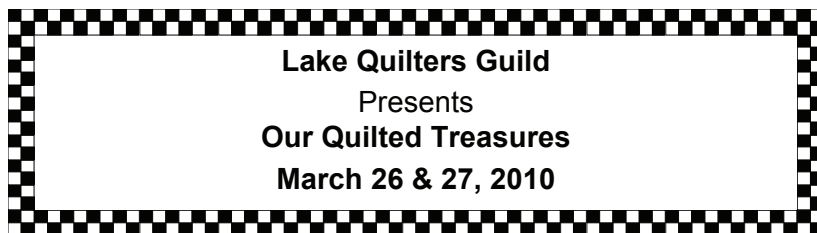


#### Treasurer's Report

By

Sandra Ferguson

<b>Balance (5/31/09)</b>	<b>\$7118.06</b>
<b>Income:</b>	
Dues	40.00
Retreat	1150.00
BOM Raffle Quilt	154.05
Pins	18.00
<b>TOTAL INCOME</b>	<b>\$1362.05</b>
<b>Expenses:</b>	
Newsletters	25.20
Rent	275.00
Program	891.45
<b>TOTAL EXPENSES</b>	<b>\$1191.65</b>
<b>Balance (6/30/09)</b>	<b>\$7288.46</b>




### Raffle Quilt News

The Raffle Quilt, **Midnight in Bloom**, is completed and will be on display at the August guild meeting and the raffle tickets will be ready to sell.

I want to thank the Raffle Quilt Committee members for all their hard work in getting the quilt finished in a timely matter. The members are: Carol Beisser, Pat Blice, Helen Buchanan, Cindy Clark, Betty Hatfield, Jean Hensley, Jean Hutson, Janie Lawless, Cyndy Mitchell, Terry McNichol, Susan Palmer, Linda Pote and Hallie Rudi. Also, Thanks to Melissa Hazy for making the quilt label and to Cindy Clark for the lovely quilting.

A special Thank You goes to Betty Hatfield, Karen Arends, Bette Gove, Kinza Pickelsimer and Cathy Maycock, members of the Applique Bee, Stitches in Time, who finished off the quilt with a lovely flower appliqué border.

*Sharon Pafford, Chairman*



### 2009 Officers

#### President

Cindy Stachelski  
721-2588

[cmsquilter@gmail.com](mailto:cmsquilter@gmail.com)

#### VPs Programs

Kinza Pickelsimer  
297-4824

[twopickels@aol.com](mailto:twopickels@aol.com)

Susan Palmer  
721-5299

[snobirdone@aol.com](mailto:snobirdone@aol.com)

#### VP Membership

Paula Stevens  
721-2562

[paula.stevens@eds.com](mailto:paula.stevens@eds.com)

#### Secretary

Irene Capps  
576-5995

[anarene258@gmail.com](mailto:anarene258@gmail.com)

#### Treasurer

Sandra Ferguson  
721-7723

[arandsferguson@aol.com](mailto:arandsferguson@aol.com)

#### Answers to Trivia Quiz from Page 5

1. 100 years. 2. The LeMoyné Star, named after the LeMoyné brothers who founded New Orleans. 3. The Singer Featherweight. 4. The flatiron. 5. Calicoes. Originally "calico" derived from Calcutta, India, where hand-woven printed fabrics were made.

*(From Fons & Porter's Love of Quilting, Nov/Dec 2006.)*

**NOTICES, TIPS, CLASSIFIEDS and QUIZZES**

**QUILTING TRIVIA QUIZ**

1. What is the generally accepted "life span" of cotton fabric? 70, 80, 90 or 100 years?
2. What quilt pattern commemorates the founding of New Orleans in 1718?
3. What is sometimes referred to as the "Perfect Portable?"
4. What was the first electric household appliance? (It was introduced at the Chicago World's Fair in 1893.)
5. The first cotton prints in America were made by John Hewson between 1778 and 1780—what were they called?

*(See page 4 for answers)*

**NOTICES**

- ◆ Trinity Ecumenical Parish requests **No Smoking** in its building or on the grounds
- ◆ Guild pins for sale through Sandra Ferguson, Treasurer
- ◆ Submit newsletter articles by 10th of month to:  
[gwenb1@b2xonline.com](mailto:gwenb1@b2xonline.com)

**Old Trinity Schoolhouse Quilt Shop**



*Broad Selection of Fabrics, Books, and Notions*

Visit our shop: 9am - 6pm Monday thru Saturday

Order Directly from our Web Site,  
[www.TrinityQuilts.com](http://www.TrinityQuilts.com)

3200 Trinity Road (I-81 to Exit 150B - 5.5 Miles North on US 220, Right at Trinity Road)

P.O. Box 189 • Fincastle, Virginia 24090

**540 • 992 • 1233**

FOR MEMBERS you know who need a bit of cheer, please contact our Sunshine Chair, Madeline Demchak at.

[madal687@yahoo.com](mailto:madal687@yahoo.com)



**FABRICS, BOOKS, PATTERNS, NOTIONS, GIFTS & CLASSES**

**"CHRISTMAS IN JULY SALE"**  
JULY 27ST-AUGUST 1ST

**NEW CHRISTMAS FABRICS FROM MODA, P&B & NORTHCOTT**  
**HOLIDAY 2008 FABRICS ON SALE**  
**SALE ON ALL BOOKS, PATTERNS & NOTIONS**

**DOOR PRIZE DRAWINGS**



**SMITH MOUNTAIN LAKE QUILTING**

130 SCRUGGS RD.-#214 (Lake Plaza)

MONETA, VA. 24121

540-719-7845

[www.smithmountainlakequilting.com](http://www.smithmountainlakequilting.com)

Hours: Mon-Fri 10-5 PM Wed 12-6 PM Sat 10-3PM



**Cathy Fandel**  
1164 Dry Hill Road  
Ferrum, VA 24088  
**(540) 365-7430**  
[cathy@blueridgequilting.com](mailto:cathy@blueridgequilting.com)

**THE SEWING STUDIO, INC.**

1310 Memorial Blvd S, Martinsville, VA 24112

(276) 632-5700

[bfeeny@embarqmail.com](mailto:bfeeny@embarqmail.com)

Hours M-F 8:30 am to 5 pm; Sat 10-2

**Come and visit us in our roomy, well-lit store. We have 3000+ bolts of fabric; books, notions, patterns, and supplies for quilters.**

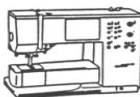
**1st Tuesday of each month is our \$5.00 Sampler**

*Authorized Babylock Dealer*

**Bernina elna Janome**

Your complete store for top quality machines, classes, notions & service.  
Family business since 1976.

**Alpine Sewing Machine Co.**



3609 Brambleton Ave.  
Roanoke, VA 989-4412  
[alpinesewingmachine.com](http://alpinesewingmachine.com)

### 2009 Challenge: Think Green!

After conferring with certain Board members and other Guild members, I have decided that the Challenge quilts should have some information with them when we display them at the Christmas Party. After all this is the fun of attending a quilt show, reading other quilters' thoughts about their work!

At the July and subsequent meetings, forms will be available for you to tell me the title of your quilt and comments that you think other Guild members would like to know about your quilt. I will type up the information on cards to pin on each quilt along with a number we will use to vote for Viewers Choice.

Remember the other Challenge rules: make a small quilt that the perimeter is no more than 120 inches; have your work ready by the Guild's December Christmas party.

*Happy quilting!*  
Sue Dixon

### Rose-Marie's Sewing Studio Quilting Cottage

(540) 297-2841  
*(Please note new phone number)*

Do you need a quilt for a baby, friend, etc? Please call me at 540-297-2841 to make an appointment to see the ones I have made for sale. The prices start at \$25. I have all sizes available.



*Rose-Marie's Quilting Cottage*

### BOONES COUNTRY STORE

2699 Jubal Early Hwy., Burnt Chimney, VA 24065  
(3 miles from Burnt Chimney on Rt. 116)  
(540) 721-2478 FAX: (540) 721-4831  
Tues-Sat, 9:30-5:30 Friday until 7:00 PM

**\* We have a variety of Quilter's Rulers in several different sizes to suit your project needs—**

—24½" Quilter's Ruler Square Block—great for those large projects

—Magic 1/2 Square Ruler—great to make 1/2-square triangles

—Mini Square Rulers

—Wonder Cut Ruler for Triangles—Fastest/easiest way to make triangles

**\* Quilter's Freezer Paper Sheets—for piecing, appliques or any paper piecing technique**

**\* Check out our supply of Rotary Cutters including Circle Rotary Cutter and Chenille Cutter**


**\* We have a large selection of Civil War Prints by Jo Morton**

**\* Need Shoulder Pads for that new garment? We have them!**

**\* Lace Valances reg. price \$2.29/yd and Lace Café Curtains reg. price \$3.98/yd. NOW 50% OFF!**

**\* Check out our selection of fabrics for Landscape Quilts**

**\* Summer Treats!! Fresh Blackberry or Peach Pies, Chocolate and Regular Zucchini Breads**



**BATTEN DOWN  
THE PATCHES**

**PROFESSIONAL  
LONGARM QUILTING  
By ELLAMAE LERZ**

**CUSTOM QUILTING  
TRAPUNTO  
EDGE TO EDGE QUILTING  
BASTING**

540 520 5868  
ellamaelerz@yahoo.com

### LQG Annual Quilt Retreat November 6-8, 2009

The Retreat this year will be held at the Quality Inn Coliseum in Winston-Salem, NC. The Retreat is now full, but if anyone is still interested, let us know and we will add your name to a waiting list in case someone else is unable to go.

Sandee Burt  
Paula Stevens  
Co-chairs

**July 2009 Featured Bee:  
Bluewater Bee**  
By Sue Dittler

The Bluewater Bee, formed in February of 2007, is this month's featured bee. This group meets at Smith Mountain Lake Quilting on the 1st Tuesday of each month at 10:00AM.

Charity quilts for Bedford Social Services are the group's current focus. They are already working on their 2nd quilt for this year. They have a "Block of the Month" quilt as an ongoing project, and will start a schoolhouse block in September. The Bluewater Bee is also busy working on favors for our Christmas luncheon in December.

Members include Terry McNichol, Katherine Lewis, Kathy Gunderson, Paula Cole, Carol Beisser, Cyndy Mitchell, Linda Bailey, Tammy Meador, Suzanne Given, Bonnie Campbell, and Marnie Brush.

The Bluewater Bee is a mixture of new and experienced quilters with fresh ideas to share with one another. The ladies work well together, demonstrating ideas and techniques they have tried. They enjoy learning from each other and sharing their accomplishments. We can look forward to viewing some of these on our display tables this month!

**ANNOUNCING: NEW Bee** - (Hardy area) - meets the 2nd Tuesday, 9:30 AM to ??? at Gloria Thar's. Bring lunch. Name of Bee and more information to be announced at July Guild meeting. **(New Members welcome.)**

**CLASSES, CLASSES, CLASSES**

Bowtuck purse, raleigh purse, aprons, Summer at the Lake Quilt, and Kids Camp! Also in June, What Judges Look for and Art Quilting with Marty Moon! Stop by store for details or check out our website!

**HATE STAIRS???** JUST RING OUR BELL!

The Downstairs Entrance to our Quilt Wonderland is Now open regular store hours!



**The General Store**  
[www.generalstoresml.com](http://www.generalstoresml.com)  
213 Scruggs Road  
Moneta, VA 24121  
540-721-3009

*Block of the Month 2009*

At our June meeting (at Halesford Baptist Church) Bette Gove's project was a "two-for-one" banner using the theme of Fireworks and the 4th of July.



Bette used appliqué and embroidery in the designs on each side of the summer-time banner.

For a complete list of all the Holiday Banners we'll be

doing this year, you can go to the Guild website:  
<http://www.lakequilters.org/bom/2009BOM/>

Helen Buchanan is our chairperson for this year's Block of the Month, so any questions should be directed to her,  
[helenhodge@aol.com](mailto:helenhodge@aol.com).


**QUILTING ESSENTIALS**

405 Apperson Dr., Salem, VA 24153  
540-389-3650

2000+ bolts of 100% Cotton Fabrics including a great selection of Flannels and 104" to 108" Quilt Backing Fabrics.

Books, Patterns, Notions, Quilting Supplies, Kits and Classes.

Also Anchor Floss and Aurifil Thread. We carry the Alto's 2 Fabric Cutting System, the Alto Pro and most all other Alto supplies. We also carry Locker Hooking supplies and provide classes.



Hours: Mon-Fri 10:00 am-5:30 pm • Sat 10:00 am-4:00 pm



## Buzzings from the Bees by Susan and Chris

- **Bag Ladies Bee** (Moneta area)—meets the 1st and 3rd Tuesday, 10:00 am to ??? at Mary Ann Spangler's. Bring lunch. Current project is Friendship Squares. **(Full at this time.)**
- **Bluewater Bee** (Moneta)—meets 1st Tuesday, 10:00 am to 1:00 pm, at Smith Mountain Lake Quilting Shop; Contact Marnie Brush (719-7845). Working on a Charity Quilt for Bedford Social Services, and favors for the guild Christmas luncheon. Will display July 2009. Not meeting in July or August; will resume in Sept. on the 1st. **(Full at this time.)**
- **Buzzin' Bees** (Boones Mill)—meets 1st Thursday 9:00 am to ??? at Velma Meador's home. Bring lunch. **(Full at this time.)**
- **Hardy Bee** (Moneta)—meets 4th Tuesday, 9:00 am to noon, at Dot Jackson's home. The group will not meet during the summer; meetings will resume in September. At that time they will begin working on "row by row" quilts and continue making charity projects. Will display August 2009. **(Full at this time.)**
- **Kept in Stitches Bee** (Hillcrest Heights)—meets 1st and 3rd Thursday, 10:00 am to 3:00 pm, at Alma Carter's home. Bring lunch. Will be working on charity scrap quilts and UFO's. Will display October 2009. The bee will not be meeting in July and August. They will resume meeting in September. **(Full at this time.)**
- **Ladies of the Evening Bee** (Wirtz) meets 1st and 3rd Thursday evenings at 6:30 pm. at Paula Stevens' home, 205 Inlet Drive, Wirtz. Not meeting in summer. Next meeting on September 17. **(Full at this time.)**
- **Lake Park Bee** (Penhook-Union Hall) meets first and third Tuesdays, 11:00 AM to 3:00 PM, at Edythe O'Connell home. Contact Edythe 576-5090 or Suzanne McLaughlin. Group will not meet during the summer months. Will resume Sept. 1, 2009. We will except new members at that time.
- **Material Girls Bee** (Walnut Run)—meets 1st and 3rd Tuesday, 9:30 am to 2:30 pm. Call Marcia Wright or Kate Holdgreve. Bring lunch. Will display Sept. 2009 and will display in October 2010. **(Full at this time.)**
- **River Queen Bee** (Goodview)—meets 3rd Tuesday, 12:30 pm at Jeanie Ireland's home. Working on UFO's, one of which is a charity quilt. Will display in August 2010. **(New Members welcome.)**
- **Sassy Stitches Bee** (Roanoke)—*meeting time changed to 3rd Tuesday*, 10:00 am to 3 pm at St. John Lutheran Church. Contact Joyce Noell for information. Ongoing Block Exchange Project. Will display November 2009. **(Always open to new members.)**
- **Shady Ladies Bee** (Moneta)—meets 1st Monday, 9:30 to 11:30 am at Jan Hagen's home. Beginning quilting is their focus. Next meeting will be on September 14th to work on a "mystery quilt." Will display January 2010. **(Full at this time.)**
- **Southside Bee** (Union Hall)—meets 2nd Thursday, 10:00 am to 2:00 pm. Bring lunch. Call daytime hours only Sandy Randall **(Full at this time.)**
- **Stitches In Time** (Goodview)—Appliqué Bee meets 2nd Tuesday, 10:00 am. Bring lunch. Call Kinza Pickelsimer. Project: Hearts and Flowers blocks by Kathy Delaney. Will display in November 2010. **(Full at this time.)**
- **Sunshine Bee** (White House Corner/Huddleston)—meets 1st Thursday, 10:00 am to 2:00 pm, at Cindy Clark's home. Bring lunch. Will display in April 2010. **(Full at this time.)**

**IF YOU WISH TO BECOME A MEMBER OF A BEE or IF YOU HAVE ANY UPDATES/CHANGES FOR THE ABOVE BEES, CALL SUE DITTLER OR CHRIS PATANE BEFORE THE 3RD OF EACH MONTH.**

Lake Quilters' Tidings  
Editor, Gwen Brington  
1465 Jamestown Road  
Rocky Mount, VA 24151